

INVEST IN THE BEST



ANIMAL PREACHER CURL BENCH

 **WATSON**
PROUDLY MADE IN GREAT BRITAIN 

ANIMAL PREACHER CURL BENCH - PACKED WITH LOTS OF ADJUSTABILITY!

This compact and functional station will be perfect for clubs, studios, commercial gyms and even a home gym. The space saving design allows it to fit neatly with only taking up; 78cm wide x 129cm long.

With this preacher you have a boat load of features which give maximum benefit for one unit.







KEY FEATURES:

- Compact station.
- Adjustable pad and seat.
- Dual Equipment Compatibility (Both Barbells & Dumbbells)
- Fully adjustable tray.
- Handle on the tray and linear bearings for easy adjustment.
- Nylon protection on the tray to ensure it stays looking incredible for many years.

DIMENSIONS:

W 780mm
L 1293mm
H 1006mm

WEIGHT

75kg

OPTIONAL EXTRAS:

- Add your own logo
- Premium stitching



ADJUSTABLE ANGLE PAD.

Having a pad which changes angle is incredible for a number of reasons. One, it will benefit users different biomechanics. Two, it allows you to play around with the drop off.

What we mean by this is... if you have the pad on a steeper angle the weight (dumbbell or barbell) will feel more consistent throughout the movement. If you have the pad on a shallower angle it will create a significant drop off toward the top of the movement.

DUAL EQUIPMENT USE

Again unlike our standard preacher curl bench this model can be used with the use of barbells and also dumbbells. The tray allows for dumbbells to be placed between the two nylon protectors which makes picture them up quick and easy. A lot of gym goers love using dumbbells on preacher curls but the hassle of where to put them after they're done makes this tricky and often leads to them rusting or putting them on the upholstery pads which could cause damage or wear. Having the dual use also provides additional freedom and flexibility keeping things interested for your members.

FULLY ADJUSTABLE HEIGHT TRAY

The tray for housing the dumbbells or barbells is fully adjustable in height, allowing users of all sizes. The clever design means that as you adjust the tray lower it naturally get's a little bit further away so it compliments the users limbs. The seat can be adjustable as well, so that the user can be comfortable and locked in on the pad.

NYLON PROTECTION FOR DURABILITY

Equipped with nylon protection on both the tray and frame, the Compact Station is built to withstand heavy use while keeping your equipment looking pristine for years to come.









FRAME COLOURS / FINISHES

ALL DONE BY OUR SPECIALIST TEAM AT OUR FACTORY IN SOMERSET, UK

We carry a phenomenal selection of available finishes for our metal frames which we look forward to sharing with you. Over the years we have had customers with very specific brand colours, which we have carefully matched. There's also been some really stylish combinations that have gone out. Whether you are looking for something classic or visualise a really unique look, we have you covered.



**BLACK
(SATIN)**
RAL 9011



**TEXTURED BLACK
(MATT)**
3730-T



**JET BLACK
(RIPPLE OR GLOSS)**
RAL 9005



CLEAR COAT



**WHITE METALLIC
(MATT)**
27703



**WHITE
(RIPPLE OR GLOSS)**
RAL 9003



**GUNMETAL
(SATIN)**
SW204G



**RICH GOLD
(GLOSS)**
F942-G



**CHROME SILVER
(GLOSS)**
TLM-H220-G



**SILVER ANTIQUE
(RIPPLE)**
F099-R



**COPPER ANTIQUE
(RIPPLE)**
4641-R



**GRAPHITE GREY
(RIPPLE OR GLOSS)**
RAL 7024



**BRIGHT RED
(RIPPLE OR GLOSS)**
RAL 3020



**WATSON RED
(RIPPLE OR GLOSS)**
RAL 3003



**DARK GREEN
(GLOSS)**
RAL 6001



**GREEN
(GLOSS)**
RAL 6018



**LIME GREEN
(RIPPLE)**
PANTONE 376



**LIGHT BLUE
(RIPPLE OR GLOSS)**
RAL 5015



**DARK BLUE
(RIPPLE OR GLOSS)**
RAL 5002



**PLATINUM SILVER
(GLOSS)**
RAL 9022



**ORANGE
(GLOSS)**
RAL 2004



**YELLOW
(RIPPLE OR GLOSS)**
RAL 1023



**PINK
(GLOSS)**
RAL 4003



**HOT PINK
(SATIN)**
PANTONE 226



**PURPLE
(GLOSS)**
5703-G



**TURQUOISE
(GLOSS)**
RAL 5018








UPHOLSTERY

YOUR CREATIVITY AND IMAGINATION IS THE ONLY LIMIT

Do all benches have to be black? No way! Sure, if you want your bench black, let's make it for you, but how about adding your logo to it? Or what about the quilted look? Looking for something more eye-catching? Vary the colours of the surfaces and the stitching for a really unique finish.

VINYL



REAL LEATHER (additional charges apply)





STITCHING & EMBROIDERY

Our stitching options come in a variety of colours and options - including 2-tone stitches.

Using your logo, the upholstery can be printed or embroidered to match your specific colours, helping to further reinforce your branding in your gym environment.

Want to stand out from the crowd? Order our premium Bentley, Lambo or Aston stitching.



STITCH COLOURS



WHITE



BLACK



GREY



DARK GREY



DARK BROWN



BRIGHT RED



ORANGE



SUNSHINE YELLOW



BLUE



LIGHT BLUE



GREEN



BRIGHT GREEN



PURPLE



PINK



FAWN







WORLDWIDE SHIPPING

CALL US: 01373 455 550 for more information



WARRANTY

Lifetime - On All Framework.
5 Years - on all moving parts.
5 Years - on all cables.



T: +44 (0)1373 455 550
E: info@watsongym.co.uk
W: watsongym.co.uk